

Date: December 2017  
/January 2018

# Stop and Reverse Light Switches





Fuelmiser supplies durable and reliable switching components, sourced from Quality OES manufacturers.

Included in this range is an extensive collection of high quality stop and reverse light switches.

A small selection from the huge range is listed below:



Part Number	Application
<b>CRS122</b>	<b>REVERSE LIGHT SWITCH</b>
	<b>HYUNDAI</b>
	Accent, MC                      1.6L                                      05/06 - 12/09
	I30, FD                              1.6/2.0 MPFI & 1.6TD      10/07 - 04/12
	Elantra                              2.0L                                      08/06 - 05/11
<b>KIA</b>	Rio, JB                              1.4L                                      03/07 - 08/11
	<b>REVERSE LIGHT SWITCH</b>
<b>CRS131</b>	<b>MAZDA</b>
	323, BA                              1.6 / 1.8 / 2.0L                      08/94 - 07/98
	323, BG                              1.6 / 1.8L                              11/89 - 07/94
	<b>FORD</b>
	Laser, KF/KH/KJ                  1.6 / 1.8L                              04/90 - 11/96
<b>CRS180</b>	<b>REVERSE LIGHT SWITCH</b>
	<b>HOLDEN</b>
Commodore, VN-VS                      3.8 V6 & 5.0 V8	
<b>CSL100</b>	<b>STOP LIGHT SWITCH - OES</b>
	<b>MITSUBISHI</b>
Colt, RG/RZ                              1.5L                                      01/04 - 12/11	
<b>CSL116</b>	<b>STOP LIGHT SWITCH - OES</b>
	<b>JEEP</b>
Cherokee, XJ,                              4.0L                                      01/94 - 08/01	



For a more detailed application listing visit [www.fuelmiser.co.nz](http://www.fuelmiser.co.nz)

Information on this sheet is prepared as a customer aid, from reliable information, with the utmost care and should not be used for any other purpose. Motospecs reserves the right to make product or publication changes at any time without notice.  
© Copyright Motospecs, all rights reserved.